

DYNAMICSCON PRESENTATION

DYNAMICSCON LIVE



**SEPTEMBER 14-16,
2022**

Presenter Information



Dian Taylor
RSM US LLP
TMC Business Apps Director



<https://D365Goddess.com>


[@D365Goddess](https://twitter.com/D365Goddess)

<https://www.youtube.com/D365goddess>

<https://www.linkedin.com/in/diantaylor/>

DYNAMICS CON
LIVE

Agenda



- Configure custom status on SLA Timer
- D365 & Power Platform Release Planner(preview)
- Customer Service Admin: Quick setups
- Auto-Complete control
- Ad-hoc PowerBI Reporting in D365
- PowerApps read only grid control
- New Sales Reports in D365
- Duplicate detection for Leads(preview)
- Easy way to create Model Driven In-App Notifications


Configure custom status on SLA Timer




- New SLA Timer control (May 2021)
- Ability to configure status text on timer control
 - OOB: Succeeded, Nearing non-compliance, Non-compliant
- Will not change the name of the status in the SLA KPI Instance

SLA Timers

Last update: 5/5/2022, 3:55:53 PM



First Response
SLA Met



Resolve by
- 13d 02h

Configure custom status on SLA Timer



LIVE DEMO




**DYNAMICSCON
LIVE**

D365 & Power Platform Release Planner(preview)



- New way to view release notes
- Portal experience
- Easier way to see what's coming, what's changed, etc.
- <https://experience.dynamics.com/releaseplans/>



Customer Service Admin: Quick setups




- Feature to track setup of certain channels in the environment
- All the needed steps to configure a channel
- Admins can see what has been completed

D365 & Power Platform Release Planner(preview) & Quick setups in CS



 **LIVE
DEMO**



**DYNAMICS CON
LIVE**

Auto-Complete Control



- Tie a table or view to a text field
- Turns the text field into an option set!!

Auto-Complete Control



LIVE
DEMO




DYNAMICSCON
LIVE

Ad-hoc PowerBI Reporting in D365



- Generate PowerBI report with one click
- Data used is based on view
- Report is editable
- Report can be saved!
- Turn on from App Settings



**DYNAMICS CON
LIVE**

Ad-hoc PowerBI Reporting in D365



LIVE
DEMO




DYNAMICS CON
LIVE

PowerApps read only grid control



- Read only grid
- Editable Grid
- Jump Bar



**DYNAMICSCON
LIVE**

PowerApps read only grid control



LIVE DEMO

Innovia
CONSULTING

IN RAM
CLOUD

SPS
SPS COMMERCE

Own {backup}

DYNAMICSCON
LIVE

New Sales Reports in D365



- **Sequence Reporting**
 - Embedded PowerBI Report
 - Refreshes every 24 hours
- **Sales Usage Reports**
 - Opportunity Usage Reports
 - Lead Usage Reports

New Sales Reports in D365



LIVE DEMO

Innovia
CONSULTING

IN RAM
CLOUD

SPS
SPS COMMERCE


Own {backup}

DYNAMICS CON
LIVE

Duplicate detection for Leads(preview)




- Different from the duplicate detection rules
- Will detect duplicate LEADS only
- Uses AI model with rules based on fuzzy logic and match codes
 - Can flag duplicates for similar names or email domain
 - Duplicate logic not configurable
- Needs to be turned on



Duplicate detection for Leads(preview)



- **Logic rules:**
 - Same email address
 - Same phone number
 - Similar lead name and company name
 - Similar lead name and email domain



Duplicate detection for Leads(preview)



LIVE DEMO



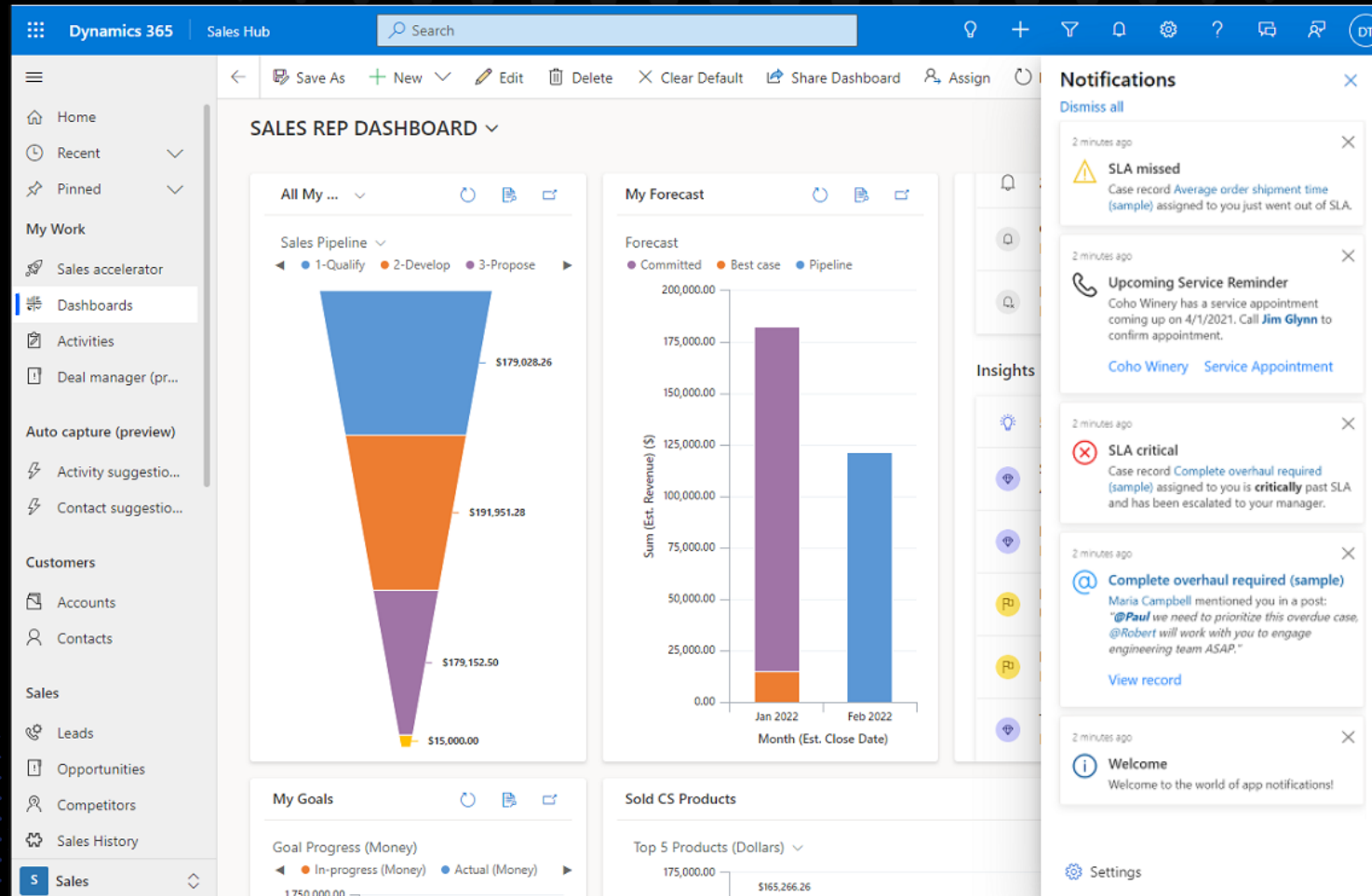
**DYNAMICSCON
LIVE**

Easy way to create In-App Notifications



- Different from push notifications
- Use XRM Toolbox to create them easily

Model Driven In-App Notifications



Innovia
CONSULTING

IN-TRAM
CLOUD

SPS COMMERCE

Own {backup}

DYNAMICS
CON
LIVE

Easy way to create In-App Notifications



LIVE DEMO



Presenter Information



Dian Taylor
RSM US LLP
TMC Business Apps Director



**DYNAMICS CON
LIVE**



<https://D365Goddess.com>



[@D365Goddess](https://twitter.com/D365Goddess)



<https://www.youtube.com/D365goddess>






<https://www.linkedin.com/in/diantaylor/>

Inn
CONS
NG

IN
CL
M

SP
ERCE

Qu
in
ckup}



THANK YOU!



Innovia
CONSULTING

IN RAM
CLOUD

SPS
SPS COMMERCE

Own {backup}

DYNAMICSCON
LIVE